



Research Article

Algae 2022, 37(1): 63-74

<https://doi.org/10.4490/algae.2022.37.2.19>

Open Access



Population persistence of the perennial kelp *Eisenia arborea* varies across local spatial scales

Daniel J. Gossard* and Diana L. Steller

Moss Landing Marine Laboratories, 8272 Moss Landing Rd, Moss Landing, CA 95039, USA

Perennial stipitate kelps are globally distributed and individual species can inhabit broad latitudinal ranges, expressing notably longevous persistence. Despite the foundational role kelps provide to their communities, little is known about the variability in persistence of the stipitate kelps at local spatial scales. We studied the population persistence of *Eisenia arborea*, a heat- and wave force-tolerant perennial stipitate kelp with a distributional range extending from British Columbia to south of the range limit of all other northeast Pacific kelps, in Baja California Sur, Mexico. Persistence characteristics for *E. arborea* among sites were compared and used to test the hypothesis that stand persistence varied at local spatial scales around Isla Natividad, a Pacific island off the Baja California peninsula with documented spatiotemporal environmental heterogeneity. Collected individuals around the island were “aged” using the previously validated age estimation technique of counting annual cortical dark rings. After detecting no significant differences among sites in the covariation between estimated ages for collected individuals and stipe length, we utilized *in-situ* population-level stipe length measurements to more rapidly predict age structures within six stands around the island. Predicted age structures, and associated stand densities, revealed persistence characteristics and density varied at local scales and a strong positive relationship existed between stand density and stand mean and maximum ages. We speculate that stands responded differently to deterministic influences (e.g., the 2014–2016 marine heatwave and / or competition with *Macrocystis*) resulting in heterogenous local persistence of this foundation species.

Keywords: age estimation; *Eisenia arborea*; kelp; local spatial heterogeneity; persistence

INTRODUCTION

Kelp (Laminariales) population dynamics are driven by a complex combination and interaction of abiotic and biotic factors such as wave disturbance, temperature, light, competition, and grazing (Dayton et al. 1984, Schiel and Foster 2015, Young et al. 2016). Broader biogeographical distributions of kelps are largely influenced by temperature (Lüning and Freshwater 1988, Muth et al. 2019) and kelps' occupation of multiple niches within their distributions is facilitated by adaptive traits (Starko et al. 2020). Competition among kelps within fundamental niches in-

fluences benthic assemblages (Dayton et al. 1984, Clark et al. 2004, Edwards and Hernández-Carmona 2005) and due to the importance of kelps as a foundation species for these assemblages (e.g., Graham 2004), persistent and diverse kelp populations have been indicators of good ecosystem health (e.g., Christie et al. 2009, Starko et al. 2019).

Kelp persistence can be defined as the multigenerational presence of kelp within a habitat patch above a self-sustaining abundance and can be characterized by multiple factors including fecundity, recruitment, longevity,



This is an Open Access article distributed under the terms of the Creative Commons Attribution Non-Commercial License (<http://creativecommons.org/licenses/by-nc/3.0/>) which permits unrestricted non-commercial use, distribution, and reproduction in any medium, provided the original work is properly cited.

Received August 31, 2021, Accepted February 19, 2022

*Corresponding Author

E-mail: daniel.gossard@sjsu.edu

Tel: +408-234-5658

stability of a kelp patch, competitive strength, resistance to perturbation, and recovery from perturbation (resilience) (Dayton et al. 1984, 1992, 1999). These persistence characteristics interact with stochastic influences, such as those affecting spore dispersal (e.g., Gaylord et al. 2012) and fluctuating community patterns associated with cyclical environmental patterns (e.g., Pacific Decadal Oscillation, El Niño Southern Oscillation - hereafter referred to as El Niño), to influence population and community dynamics (Tegner and Dayton 1987, Edwards and Hernández-Carmona 2005, Pfister et al. 2018). Kelp persistence and kelp longevity are not tautological (though longevity can play a role as a persistence characteristic) (Frank 1968, Dayton et al. 1984) as persistence can be characterized for both annual species (e.g., *Nereocystis luetkeana* (K. Mertens) Postels & Ruprecht; hereafter referred to as *Nereocystis*) (Springer et al. 2010) as well as perennial species (e.g., *Pterygophora californica* Ruprecht; hereafter referred to as *Pterygophora*) (De Wreede 1986). As kelp population dynamics are influenced by abiotic and biotic factors, kelp persistence can be bounded by thresholds set by those factors (or their interaction) that when surpassed can result in entire ecosystem shifts (Graham 2004, Filbee-Dexter and Wernberg 2018, Rogers-Bennett and Catton 2019, McPherson et al. 2021). Furthermore, the inherent complexity of marine systems and ecophysiological differences among kelps (Muth et al. 2019, Starko et al. 2019) has led to persistence differences among kelps in the face of exacerbating perturbation events, such as for northeastern Pacific kelps such as *Nereocystis*, *Macrocystis pyrifera* (Linnaeus) C. Agardh (hereafter referred to as *Macrocystis*), *Pterygophora*, and *Eisenia arborea* Areschoug (previously known as *Ecklonia arborea*) in the advent of the 2014–2016 marine heatwave (Cavanaugh et al. 2019, Rogers-Bennett and Catton 2019, McPherson et al. 2021, Watson et al. 2021). Evidence exists for the distributional shift of kelps toward higher latitudes in the face of climate change, cumulatively being deleterious for kelp and kelp community persistence and abundance on latitudinal scales (e.g., Assis et al. 2017, Provost et al. 2017, Wernberg et al. 2019). However, habitat refugia from extreme events and climatic shifts can act as persistence buffers for kelp populations (Vega et al. 2005, Graham et al. 2007, Starko et al. 2019, Davis et al. 2021).

Though different kelps have evolved traits to occupy distinct fundamental niches including environmental conditions such as high temperature or wave exposure (e.g., Starko et al. 2019), kelps exhibit phenotypic plasticity in the presence of abiotic heterogeneity (e.g., holdfast structure for *Macrocystis*, Demes et al. 2009; blade

structure for *E. arborea*, Roberson and Coyer 2004; blade structure for *Nereocystis*, Koehl et al. 2008). The persistence benefits provided by this plasticity has had resulting ecological (e.g., Hughes 2010), physiological (e.g., Burnett and Koehl 2019), and genetic (e.g., Fernández et al. 2021) consequences, with some ecologists suggesting consequences as great as incipient speciation (Roberson and Coyer 2004). It has long been recognized that establishing baselines for kelp plasticity and persistence is important for detecting changes among these foundation species.

Detecting change among subtidal kelp populations requires intensive methodologies due to the inherent logistical difficulties with sampling of subtidal populations. However, relevant validated methodologies previously used in ecological studies have measured temporally predictable developmental patterns as a means of inferring population dynamics. These investigators have constructed age-based models (with associated error) to estimate age using predictors such as fish length or trunk diameter (Jones 1992, Briand et al. 2006). For example, dendrochronologists have counted tree trunk rings to determine age structure within terrestrial forests (e.g., Douglas 1909), coral ecologists have used radiocarbon and uranium-thorium dating to age corals (Bard et al. 1990), and ichthyologists have used otoliths to infer population dynamics of certain fishes (Campana and Neilson 1985). Utilizing aging methodologies to construct age structures of species is particularly useful as investigators can infer multigenerational population dynamics from these age structures using methodologies employed over a shorter and logistically manageable time-scale.

Some perennial kelps employ concentric stipe growth patterns that reflect rapid and slower seasonal growth (summer and winter, respectively) with light and dark rings similar to those detectable in tree trunks (MacMillan 1902, Harper 1977). While dendrochronology can be used to infer population dynamics for trees (e.g., Swetnam 1993), similar methodology (i.e., counting annual growth rings) has been used to infer population characteristics for perennial stipitate kelp species (e.g., *E. arborea*, Dayton et al. 1984; *Laminaria hyperborea* (Gunnerus) Foslie, Kain and Jones 1963; *Pterygophora*, De Wreede 1984, Hymanson et al. 1990; *Ecklonia radiata* (C. Agardh) J. Agardh, Wernberg 2005). Although error associated with aging perennial stipitate kelps via cortical ring counts may be limiting for detecting subtle age differences among populations (Hymanson et al. 1990), the methodology has been suggested to still be useful in determining coarser patterns in population structure (Wernberg 2005). As kelp communities are affected by envi-

ronmental and biotic factors, comparing age structures in the presence of heterogeneous perturbations may yield useful insight in characterizing persistence. For example, age structure extrapolations can be coupled with density data at the time of collection to generalize persistence trends pertaining to (1) evenness among age classes (survivorship trends), (2) longevity among kelp stands, and (3) recruitment among kelp stands.

While the temperate northeast Pacific supports the greatest richness of kelps in the world (Bolton 2010), the southern limit of kelps along the Mexican Baja California peninsula is dominated by the persistence of two primary kelp competitors: *Macrocystis* and *E. arborea* (Edwards and Hernández-Carmona 2005). High seawater temperature is likely the primary driver of this distributional limitation (Matson and Edwards 2007, Muth et al. 2019). Periodic conditions associated with the El Niño (i.e., high winter wave forces and high seawater temperatures) influence the intraregional dynamics by further intensifying naturally high temperature conditions and amplifying seasonal wave force perturbations (Edwards and Hernández-Carmona 2005, Cavanaugh et al. 2019). The ecophysiological capabilities of *E. arborea* (i.e., temperature, wave force, and desiccation resistance) enable its persistence by strengthening it competitively and allowing the species to establish large stands throughout intertidal and subtidal habitats toward the southern edge of its range (Edwards and Hernández-Carmona 2005, Matson and Edwards 2006). As kelp diversity diminishes toward the northeast Pacific southern range edge for kelps, *E. arborea* influences ecosystems by providing food to important herbivores (Serviere-Zaragoza et al. 1998), providing habitat favorable to certain fishes (e.g., Sievers et al. 2016), and by increasing biological diversity (Serviere-Zaragoza et al. 2003). Despite this ecological importance, persistence characteristics of *E. arborea* have been scarcely studied despite this longevous foundation species playing a major role in kelp bed communities toward the southern limit of northeast Pacific kelps (Dayton et al. 1984, Edwards and Hernández-Carmona 2005).

Prior studies have shown significant morphological differences among *E. arborea* populations at intraregional to latitudinal spatial scales (e.g., stipe length and hollowing in the subtidal, Matson and Edwards 2006; stipe length and hollowing in the intertidal, Parada et al. 2012). Furthermore, habitat heterogeneity (i.e., differences in water motion) has been shown to consequentially result in morphological differences for *E. arborea* across local spatial scales (Roberson and Coyer 2004). However, the link between habitat heterogeneity, *E. arborea*'s mor-

phology, and *E. arborea*'s persistence remains unclear. Will *E. arborea*'s local population persistence characteristics be heterogenous in the presence of local scale habitat heterogeneity? We hypothesized that *E. arborea* stands around Isla Natividad (BCS, Mexico), an island with documented spatiotemporal habitat heterogeneity (Dawson 1952, Micheli et al. 2012, Boch et al. 2018), would exhibit heterogenous persistence characteristics. We derived an age prediction model using individuals from multiple *E. arborea* stands around Isla Natividad based on morphological characteristics that increase with age (dark cortical rings and stipe length), while also acknowledging morphological variability among individuals in the population. The prediction model was subsequently used in conjunction with non-destructive field sampling to better characterize *E. arborea* population persistence at six sites off the coast of the Isla Natividad, Baja California Sur, Mexico.

MATERIALS AND METHODS

Site description

Isla Natividad is a 20 km² island off the Pacific coast, approximately 8 km west of Punta Eugenia. Around the island, abiotic conditions are heterogenous at both island-side (East and West) and site-specific scales (Dawson 1952, Micheli et al. 2012, Boch et al. 2018). For a more detailed description of marine habitats and associated abiotic and biotic characteristics surrounding Isla Natividad, see Micheli et al. (2012), Boch et al. (2018), and Vilalta-Navas et al. (2018). Sites sampled in the current study were all within 0.5–1.5 km offshore of the island in areas with *Macrocystis* canopy (see Vilalta-Navas et al. 2018 regarding canopy extent). Sampled habitats were primarily rocky reef, contained few sand channels and boulder fields, and were between depths of 10–15 m. Sampling occurred between the dates of Mar 27 and Apr 2, 2018.

Field methods

To establish the age prediction model, haphazardly selected *Eisenia arborea* were collected (individuals separated by minimum of 2 m and a maximum of 50 m; a range of small and large individuals were selected to account for the size distribution at each site; n = 20–40 individuals per site) at four haphazardly selected sites distributed around the island (separated by 5–20 km) with *Macrocystis* canopy present. Entire thalli were removed from the

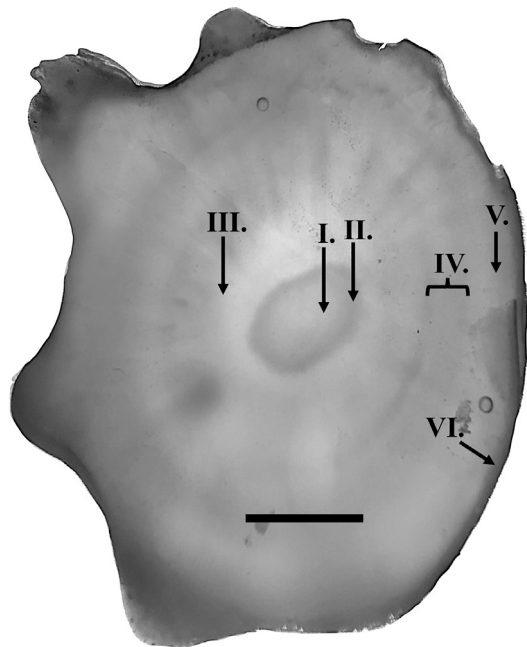


Fig. 1. *Eisenia arborea* cross sectional anatomy. *E. arborea* stipe cross section of a ~5-year-old individual collected from a site not described in this study (Pebble Beach, CA). Anatomical components of the stipe cross section from medulla to meristoderm include: (I) inner medulla, (II) outer medulla, (III) oldest dark cortical ring, (IV) three closely packed dark cortical rings, (V) most outer recent dark cortical ring, and (VI) meristoderm. Although no cross sections analyzed for this study were able to be documented, ring counts were derived using a standardized methodology. Scale bar represents: 1 cm.

substrate by dislodging their haptera with a dive knife and prying their holdfast from the substrate. Whole individuals were transported to the lab in mesh bags within black 200 L contractor bags to minimize sloughing or blade loss. Stipe length was measured for each individual from the most apical hapteron on the holdfast to either the closest bladelet to the holdfast for non-bifurcated individuals or the base of the bifurcation (the initial bifurcation, in the case of multiple bifurcations) (Matson and Edwards 2006). Subsequently, multiple stipe cross-sections (0.5–1.5 mm thick; 3–5 cross-sections) were taken between 5–10 cm above the holdfast and used to estimate age by counting dark growth rings (Fig. 1) (e.g., Hymanson et al. 1990 with *Pterygophora*). An age was estimated for each individual by quantifying the maximum dark ring count within the cortex, assuming that rings were annual (see Kain and Jones 1963, Dayton et al. 1984, De Wreede 1984, Hymanson et al. 1990). Due to no significant differences among sites in stipe length covariation with estimated age (see Results), stipe length was determined to be a feasible non-destructive field metric to obtain large sample sizes

of stand age structure *in-situ*. Thus, *in-situ* stipe length measurements were used to predict age structures of *E. arborea* populations (see De Wreede 1984 for *Pterygophora* age estimation, but also see Hymanson et al. 1990 for validation concerns).

To characterize persistence of *E. arborea* populations around Isla Natividad, sampling of density and non-destructive sampling of stipe length were conducted at the same four sites plus two additional sites to increase sample size and number of sites (6 sites total). At each site, population density, as the number of individuals of per m², was sampled using multiple 30 m × 2 m swaths (n = 3–9 per site based on opportunistic sampling and logistical constraints) separated by ≥10 m and at depths between 10 and 15 m. Due to the logistical constraints of limited bottom time on SCUBA and limited total time to complete the study, sampling was modified at the two sites by using shorter transects (6 m × 2 m) to estimate densities. Stipe lengths were haphazardly sampled from 20–40 individuals (separated by at least 0.5 m) along each swath upon swimming back from counting individuals per swath (a range of small to large individuals were selected to account for the size distribution at each site).

Data analysis

Statistical tests and modelling were conducted using a combination of JMP 14 and R ver. 3.6.1 software (R Foundation for Statistical Computing, Vienna, Austria). Collections of whole *E. arborea* individuals from stands at the initial four sites around Isla Natividad were used to test for significant differences in stipe length (fixed factor) acting as a predictor for age (response) among sites (random factor) using mixed-factor ANCOVA. As the relationship between stipe length and age did not significantly vary among sites (see Results), *E. arborea* stipe lengths and ages from all sites were pooled to construct a linear age prediction model with a set intercept of 0 to account for 0-year-old recruits initiating at zero stipe length. Individuals at the same site with the same estimated age were treated as subsamples to provide a single stipe length replicate associated with a single age per site. Predicted ages derived from field stipe length measurements using the age prediction model were binned in cohorts for each site (e.g., 1–2 years old). Two additional age prediction models were derived from the 95% confidence interval (CI) and used to construct a zone of error around the predicted age structures.

At each site, predicted stand age structures were constructed using the pooled model and stipe lengths mea-

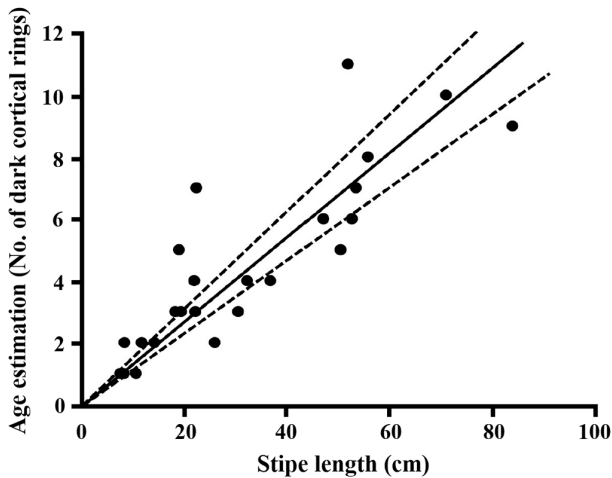


Fig. 2. Stipe length was used as a predictor for age. The age prediction model (solid line) was based on subsampled predicted age (yr) from number of dark cortical rings relative to stipe length (cm) for Isla Natividad *Eisenia arborea* individuals collected from four sites ($n = 24$) using a forced y-intercept of 0. The dotted lines represent 95% confidence interval bounds for the model.

sured *in-situ*. Population persistence was compared among sites using a combination of descriptive statistics and statistical tests assessing population age class evenness, surviving recruits, and longevity differences. Among site differences in mean predicted ages were tested using ANOVA treating site as a random factor. Significant differences in age structure distributional tails among sites were tested using Kruskal-Wallis. Pairwise predicted age structure maximum age deviations (D) were tested using Kolmogorov-Smirnov (K-S tests) with Bonferroni-Holm multiple comparisons p-value adjustments for significance ($\alpha = 0.05$). Significant differences found between sites were proceeded with *post-hoc* adjusted K-S tests using upper or lower CI model predicted age class distributions before characterizing whether a pairwise comparison was significantly different. Each site's predicted age structure skew and kurtosis were calculated, but not compared statistically (due to small sample size being insufficient for independent Pearson's chi square tests). Mean predicted ages and density of surviving recruits (*stand density* [$\# \cdot m^{-2}$] * *percent within the 0-1 cohort* [%]) were tested for significant differences among sites using ANOVA treating site as a random factor. Maximum age was calculated using the lower CI model for more longevous populations and the upper CI model for less longevous populations to more conservatively described island-wide maximum differences in longevity. Magnitude of effects (%) were calculated for ANOVA and Kruskal-Wallis tests to quantify the magnitude of significant differences.

Eisenia arborea predicted age maxima and means within each stand were correlated with associated stand densities using Spearman's Rank-Order Correlation. Residuals were visually assessed, and appropriate transformations were made when necessary to satisfy statistical assumptions of homoscedasticity and independence (i.e., 4th root transformation for density and estimating density of recruits).

RESULTS

No significant differences were found among sites in the covariation between stipe length and age (mixed-factor ANCOVA, $F_{3,94} = 1.4665$, $p = 0.2287$), allowing whole individuals collected among sites to be pooled to determine an age prediction model. We found that *Eisenia arborea* stipe length was a significant predictor of age (linear regression using a fixed intercept at 0 year of age, $F_{1,23} = 61.09$, $r^2 = 0.73$, $p < 0.0001$) (Fig. 2) and used the derived linear age prediction model *Predicted age (years) = 0 + 0.1329 (yr cm⁻¹) stipe length (cm) and associated 95% confidence intervals (Upper - Lower = ± 0.0167 yr cm⁻¹)* as a predictor of age. Field measured stipe lengths ranged from 4 to 128 cm ($n = 467$) and were used to construct age structure histograms for all six sites (Fig. 3B). Densities around Isla Natividad ranged from 0.3 ± 0.1 (ind m⁻²; mean \pm standard error) at site 4 to 7.0 ± 0.8 at site 6 (Fig. 3A). Among sites, a gradient of age structures appeared to exist ranging from right skewed (younger) and highly kurtose age class distributions with shorter lived individuals to more evenly distributed age classes with more longevous individuals (Fig. 3B). Predicted ages of *E. arborea* around the island ranged from 0.5 ± 0.1 to 17.0 ± 2.1 years old.

We found *E. arborea* mean ages among sites were significantly different but had a small magnitude of effects for those differences (one-way random factor ANOVA, $F_{5,461} = 35.98$, $p < 0.0001$, $\omega^2 = 7\%$). The distributional tails of predicted age structures around Isla Natividad were significantly different and the calculated magnitude of effects for these differences was greater (Kruskal-Wallis, $H_5 = 152.00$, $p < 0.0001$, $\eta^2 = 32\%$). The predicted age structure maximum age deviation for 73.3% of pairwise comparisons was significantly different (11 out of 15 total comparisons after *post-hoc* adjustment; Bonferroni-Holm multiple comparisons p-value adjustments; $\alpha = 0.05$). Isla Natividad hosted *E. arborea* populations with wide ranging skewness (0.19 to 2.48) and kurtosis (-1.06 to 9.38) parameters for predicted age structures. Furthermore,

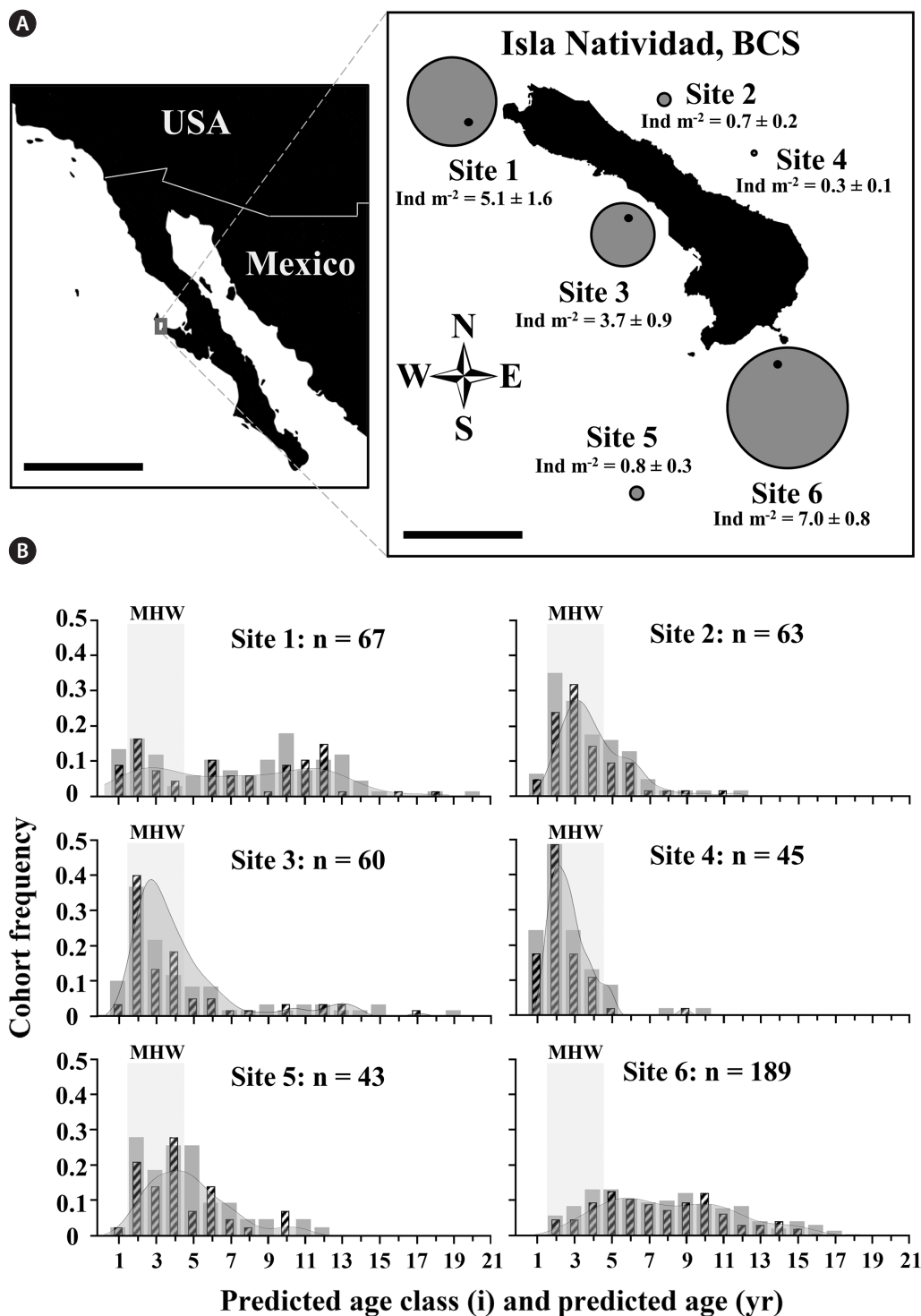


Fig. 3. *Eisenia arborea* densities and predicted population age structures were heterogenous over local spatial distances. (A) The study sites were around Isla Natividad, Baja California Sur, Mexico. Densities for each of the six randomly selected sites where non-destructive *E. arborea* sampling took place are indicated by the size of the gray circle (black dots denote a more precise sampling location for sites with greater densities). Collections used to construct the age prediction model took place at sites 1, 3, 4, and 5. (B) Predicted age class structures are shown by site based on the age prediction model (black striped bars) and largest 95% CI (gray solid bars) for each age class (e.g., an age class of $i = 3$ included individuals with $2 < \text{predicted age} \leq 3$ yr). An additional kernel density overlay (unbinned) derived from the age prediction model is represented by a gray polygon over the histogram. The light gray box over the 2–4 age classes represents the 2014–2016 marine heatwave (MHW), which manifested 2–4 years before the study period, and during the recruitment years for those age classes. Scale bars represent: A, 100 km (left) & 2 km (right).

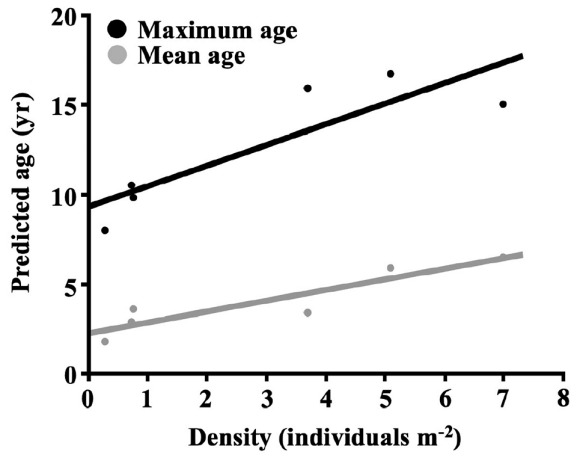


Fig. 4. Sites with denser *Eisenia arborea* supported older populations with more longevous individuals. Sampling *E. arborea* stands across local spatial scales yielded stands' mean densities and corresponding mean predicted ages (gray dots; black line being the local spatial correlation) and *E. arborea* stands' mean densities and maximum predicted ages (black dots; black line being the local spatial correlation) around Isla Natividad.

density of recruits per site (proportion of individuals predicted to be within the 0–1 age cohort * site density) was significantly different among sites with a large magnitude of effects (one-way random factor ANOVA, $F_{4,10} = 23.75$, $p < 0.0001$, $\omega^2 = 60\%$). Island-wide maximum longevity was heterogeneous and ranged from a 17–18-year maximum age at the oldest site (with the lower confidence interval model; site 1) to almost half the maximum age at the youngest site (9–10 with the upper confidence interval model; site 4). We also found that densities varied significantly among sites with a large magnitude of effects (one-way random factor ANOVA, $F_{5,19} = 25.79$, $p = 0.0001$, $\omega^2 = 62\%$) and that both predicted mean age and predicted maximum age were positively correlated with stand density around Isla Natividad (Spearman's correlation: $\rho_4 = 0.94$, $p = 0.010$; Spearman's correlation: $\rho_4 = 0.77$, $p = 0.072$) (Fig. 4).

DISCUSSION

Though we found the perennial *Eisenia arborea* around Isla Natividad to be exceptionally long-lived, local persistence characteristics, derived from predicted age structures and including longevity, varied among *E. arborea* stands. Among site *E. arborea* mean age and structural tail differences, pairwise age structure distributional differences, predicted recruitment differences, and large descriptive statistical ranges supported our hypothesis that

persistence of *E. arborea* was heterogeneous within and among local habitats around Isla Natividad. Though our *E. arborea* age prediction model was designed for sites around Isla Natividad, greater latitudinal patterns in stipe length observed by Matson and Edwards (2006) may be indicative of persistence differences across broader spatial scales. These persistence differences may also be present between exposed and sheltered intertidal sites, given that the adjacent intertidal site of Punta Eugenia, BCS, was inhabited by significantly longer-stiped *E. arborea* in exposed versus sheltered areas (Parada et al. 2012). Wave-exposed sites can provide refugia in times of high thermal stress (Starko et al. 2019), consequentially resulting in longevity benefits within the region. We suspect persistence characteristics of *E. arborea* populations deviate as a function of environmental heterogeneity (Roberson and Coyer 2004) and / or competition with *Macrocystis* populations (Edwards and Hernández-Carmona 2005), although other biotic or interactive biotic and environmental factors may also drive variability. Overall, deterministic influences on *E. arborea* populations may result in different age class patterns among (1) the presence of abiotic conditions that allow *E. arborea*'s competitive dominance, (2) the presence of perturbation thresholds limiting longevity, or (3) the presence of superior competitors. These influences are elaborated on henceforth in the context of our results and previous studies.

Broader biogeographical patterns of kelps are bounded by environmental conditions (e.g., Muth et al. 2019) that can influence their prevalence in a system or even prevent their establishment (e.g., Tegner et al. 1997, Edwards and Hernández-Carmona 2005, Matson and Edwards 2006, Rothman et al. 2017). Within these latitudinal bounds, smaller scale abiotic perturbation (e.g., seasonally high temperatures or increased wave exposure) can be advantageous for competitively inferior kelps with perturbation resistance, such as *E. arborea* (Edwards and Hernández-Carmona 2005, Watson et al. 2021). While prior studies have identified ecophysiological consequences (i.e., morphological and genetic differences) among *E. arborea* across local spatial scales with heterogeneous environmental conditions (Roberson and Coyer 2004, Parada et al. 2012), this study expands the breadth of these local spatial differences to include more specific persistence characteristics derived from stand age structures.

Macrocystis is a globally powerful competitive dominant kelp, and has been shown to regularly outcompete *E. arborea* (Dayton et al. 1984, Edwards and Hernández-Carmona 2005). The positive correlation between increased *E. arborea* density and longevity may have

manifested in areas of competitive easing where *Macrocystis* was more limited due to perturbations (Graham 1997, Edwards and Hernández-Carmona 2005). Though all sites possessed a *Macrocystis* canopy over the study period, *Macrocystis* was reportedly removed around the entire island following the 2014–2016 heatwave (Boch pers. comm. 2018). Considering the differences among age structures around the island, abiotic perturbation associated with the 2014–2016 heatwave may have been the underlying factor that resulted in *E. arborea* recruitment increases in response to the absence of *Macrocystis*, similar to what Edwards and Hernández-Carmona (2005) saw following the 1997–1998 El Niño. The consequences of the competitive relationship on *E. arborea* persistence need further study, especially as (1) perturbations for *Macrocystis* can occur on multiple temporal scales (e.g., seasonal or ENSO cycles), (2) the competitive relationship between the two kelps differs spatiotemporally as a function of environmental heterogeneity (Edwards and Hernández-Carmona 2005), and (3) climactic changes may be changing regional perturbations influencing the competitors' population dynamics.

Age structure evenness among *E. arborea* populations around Isla Natividad presided along a spectrum ranging from (1) less even (skewed, and highly kurtose) sites (e.g., site 4) to (2) more even (non-skewed, and negatively kurtose) sites (e.g., site 6). We suspect that heterogeneity among predicted cohort age evenness may have resulted from heterogeneity in deterministic site-specific perturbations driving *E. arborea*'s density and survivorship on a population scale (Dayton et al. 1984, Edwards and Hernández-Carmona 2005). More specifically, whereas some sites appeared to be unaffected by the 2014–2016 heat wave (sites 1 and 6) and maintained an even age structures, other sites were comprised primarily of individuals that recruited after the heat wave (sites 2–5). Although this study provided only a snapshot of *E. arborea* population age around Isla Natividad, we suspect that populations that possessed greater cohort evenness likely arrived in a later stage of succession as competitive dominants in habitats of refugia from *Macrocystis* competition and high temperatures, whereas less even age structures reflected an earlier state of succession. The largest suspected driver of successional heterogeneity likely resulted from *E. arborea* perturbation thresholds being mitigated at some sites, but not others, during the 2014–2016 marine heat wave (Boch et al. 2018, Starko et al. 2019, Straub et al. 2021). The resulting competitive easing likely contributed to the skew in age structure, as previously seen following the 1997–1998 El Niño (Edwards

and Hernández-Carmona 2005).

Longevity of *E. arborea* (the maximum predicted age of individuals) was not only different across local scales, but was also positively correlated with density. This supported two characteristics of *E. arborea* populations: (1) longevous populations with high survivorship can dominate due to an adaptive advantage(s) (Frank 1968, Starko et al. 2019) within the southern limits of northeast Pacific kelps (i.e., resistance to wave forces, Dayton et al. 1984; and / or higher temperature, Edwards and Hernández-Carmona 2005) and (2) longevity among stands was locally significantly different, likely due to spatial (or spatiotemporal) heterogeneity in environmental (e.g., resistance thresholds) or biotic (e.g., competition) factors that affected survivorship. The relationship between longevity and density is suggestive of synergistic habitat response facilitating dominance that leads toward more stable populations in habitats where *E. arborea* is more adapted (resistance to perturbation) than its competitors. A similar relationship between stipe length and density has been previously observed for *L. hyperborea* (Christie et al. 1998), as well as within dense *Ecklonia radiata* (C. Agardh) J. Agardh beds (Toohey and Kendrick 2007), and may be indicative of a more generalized pattern of deterministic influences having anywhere from facilitative to deleterious influence on kelps.

The intensity and subsequent survivorship of recruits can play an important role in age class distributions, as replenishment of age classes is inherently necessary for persistence. This study was conducted before the period of *E. arborea* recruitment, previously observed to occur closer to summer (Gunnill 1980, del Prío et al. 2003) versus *Macrocystis* recruiting year-round (Schiel and Foster 2015). We observed few juvenile Laminariales blades (morphologically indistinguishable kelps; thus excluded from the study), suggesting that all 0–1 age class *E. arborea* individuals were survivors from the previous year's recruitment. It was conspicuous that some sites (such as sites 5 and 6) had limited or zero individuals in that age class. An adaptive benefit may exist between stable (even) populations prohibiting recruitment of competitive kelps within dense *E. arborea* stands by restricting light availability, of which more is required for competitor establishment when compared with conspecifics (i.e., deeper distributional range for *E. arborea* compared with *Macrocystis*) (Dayton et al. 1984, Spalding et al. 2003). Shading effects have been shown to enable dormancy within kelp gametophytes (e.g., Kinlan et al. 2003), and the ability of perennial kelps to replenish a dislodged conspecific within a stand with an individual that was previously in a state

of arrested development has been demonstrated (Toohey and Kendrick 2007). Furthermore, there has been evidence that *E. arborea* gametophytes hold a competitive advantage over *Macrocystis* gametophytes (Christensen 2018). The competitive influence of *Macrocystis* gametophyte recruitment within dense *E. arborea* stands is likely limited by exclusion of *Macrocystis* sporophytes due to competition (Edwards and Hernández-Carmona 2005, Benes and Carpenter 2015), environmental limitation (e.g., wave forces and temperature) (Graham 1997, Lada et al. 1999), or *Macrocystis* zoospore dispersal limitation over longer distances (Reed et al. 1988). All of these recruitment dynamics may have contributed to the stability of *E. arborea* populations in habitats more favorable for the perennial kelp.

The results of this study suggest that kelp persistence trends vary spatiotemporally on scales as small as local, which may have resonating effects on community dynamics. Considering *E. arborea* rarely is the dominant kelp across its geographic range, dense and stable (even) states, such as those exhibited at the densest sites around Isla Natividad, are likely facilitated by adapted perturbation resistance facilitating dominance in selective environments (i.e., wave swept, high temperature perturbed, or deep) (Frank 1968, Dayton et al. 1984, Edwards and Hernández-Carmona 2005, Parada et al. 2012). Despite stability of certain stands of *E. arborea* sampled in this study, climactic changes (e.g., increasing seawater temperature) may threaten the effectiveness of these habitat refugia (e.g., Straub et al. 2021). Climactic changes and interactive stressors have already resulted in regional persistence changes for kelps (e.g., Rogers-Bennett and Cutton 2019, Watson et al. 2021) and range shifts for others (e.g., Assis et al. 2017). Local persistence heterogeneity of *E. arborea* may reflect persistence heterogeneity for other long-lived perennial kelp species that have habitat adaptations (e.g., to high temperature and / or wave exposure), but also experience local spatiotemporal environmental heterogeneity. Furthermore, understanding the role of refugia along biogeographic boundaries may yield insight on the effects of future climactic change.

ACKNOWLEDGEMENTS

The authors are grateful for the support for this course and research from Rodrigo Beas-Luna of Universidad Autonoma de Baja California and James Harvey, Scott Hamilton, and Ivano Aiello from Moss Landing Marine Laboratories. Thanks to three anonymous reviewers and

Michael Graham for comments on the manuscript.

Facilitation of on-island access, logistics, diving, and all the caracol lunches was provided by the Sociedad Cooperativa de Producción Pesquera Buzos y Pescadores de Isla Natividad, Comunidad y Biodiversidad (COBI), Isla Natividad, and in particular our guides Raffy, Esteban, Ivan, and Johnny. Special thanks go to Jeremie Bauer and Andrea Paz-Lacavex for their support in all aspects. Thanks to Ann Bishop, Hali Rederer, Jackie Mohay, June Shrestha, Katie Cieri, Laurel Lam, Nikki Inglis, Rachel Brooks, Sloane Lofy, and Vivian Ton for help in the laboratory and the field. And lastly, thanks to MLML Administration, Marine Operations, and MLML Diving for overall support.

CONFLICTS OF INTEREST

The authors declare that they have no potential conflicts of interest.

REFERENCES

- Assis, J., Berecibar, E., Claro, B., Alberto, F., Reed, D., Raimondi, P. & Serrão, E. A. 2017. Major shifts at the range edge of marine forests: the combined effects of climate changes and limited dispersal. *Sci. Rep.* 7:44348.
- Bard, E., Hamelin, B., Fairbanks, R. G. & Zindler, A. 1990. Calibration of the ^{14}C timescale over the past 30,000 years using mass spectrometric U-Th ages from Barbados corals. *Nature* 345:405–410.
- Benes, K. M. & Carpenter, R. C. 2015. Kelp canopy facilitates understory algal assemblage via competitive release during early stages of secondary succession. *Ecology* 96:241–251.
- Boch, C. A., Micheli, F., Al Najjar, M., Monismith, S. G., Beers, J. M., Bonilla, J. C., Espinoza, A. M., Vazquez-Vera, L. & Woodson, C. B. 2018. Local oceanographic variability influences the performance of juvenile abalone under climate change. *Sci. Rep.* 8:5501.
- Bolton, J. J. 2010. The biogeography of kelps (Laminariales, Phaeophyceae): a global analysis with new insights from recent advances in molecular phylogenetics. *Helgol. Mar. Res.* 64:263–279.
- Briand, C. H., Brazer, S. E. & Harter-Dennis, J. M. 2006. Tree rings and the aging of trees: a controversy in 19th century America. *Tree-Ring Res.* 62:51–65.
- Burnett, N. P. & Koehl, M. A. R. 2019. Mechanical properties of the wave-swept kelp *Egregia menziesii* change with

- season, growth rate and herbivore wounds. *J. Exp. Mar. Biol.* 222:190595.
- Campana, S. E. & Neilson, J. D. 1985. Microstructure of fish otoliths. *Can. J. Fish Aquat. Sci.* 42:1014–1032.
- Cavanaugh, K. C., Reed, D. C., Bell, T. W., Castorani, M. C. N. & Beas-Luna, R. 2019. Spatial variability in the resistance and the resilience of giant kelp in southern and Baja California to a multiyear heatwave. *Front. Mar. Sci.* 6:413.
- Christensen, M. S. 2018. Chemical competition between microscopic stages of *Macrocystis pyrifera* and five native kelp species: does giant kelp always lose? M.S. thesis, San Jose State University, San Jose, CA, USA, 45 pp.
- Christie, H., Fredriksen, S. & Rinde, E. 1998. Regrowth of kelp and colonization of epiphyte and fauna community after kelp trawling at the coast of Norway. *Hydrobiologia* 375:49–58.
- Christie, H., Norderhaug, K. M. & Fredriksen, S. 2009. Macrophytes as habitat for fauna. *Mar. Ecol. Prog. Ser.* 396:221–233.
- Clark, R. P., Edwards, M. S. & Foster, M. S. 2004. Effects of shade from multiple kelp canopies on an understory algal assemblage. *Mar. Ecol. Prog. Ser.* 267:107–119.
- Davis, T. R., Champion, C. & Coleman, M. A. 2021. Climate refugia for kelp within an ocean warming hotspot revealed by stacked species distribution modelling. *Mar. Environ. Res.* 166:105267.
- Dawson, E. Y. 1952. Circulation within Bahía Vizcaino, Baja California, and its effects on marine vegetation. *Am. J. Bot.* 39:425–432.
- Dayton, P. K., Currie, V., Gerrodette, T., Keller, B. D., Rosenthal, R. & Van Tresca, D. 1984. Patch dynamics and stability of some California Kelp Communities. *Ecol. Monogr.* 54:253–289.
- Dayton, P. K., Tegner, M. J., Edwards, P. B. & Riser, K. L. 1999. Temporal and spatial scales of kelp demography: the role of oceanographic climate. *Ecol. Monogr.* 69:219–250.
- Dayton, P. K., Tegner, M. J., Parnell, P. E. & Edwards, P. B. 1992. Temporal and spatial patterns of disturbance and recovery in a kelp forest community. *Ecol. Monogr.* 62:421–445.
- De Wreede, R. E. 1984. Growth and age class distribution of *Pterygophora californica* (Phaeophyta). *Mar. Ecol. Prog. Ser.* 19:93–100.
- De Wreede, R. E. 1986. Demographic characteristics of *Pterygophora californica* (Laminariales, Phaeophyta). *Phycologia* 25:11–17.
- del Prío, S. A. G., Palau, L. C., Pérez, J. B., Laguna, J. C. & Fragoso, R. H. 2003. Effects of the ‘El Niño’ event on the recruitment of benthic invertebrates in Bahía Tortugas, Baja California Sur. *Geofis. Int.* 42:429–438.
- Demes, K. W., Graham, M. H. & Suskiewicz, T. S. 2009. Phenotypic plasticity reconciles incongruous molecular and morphological taxonomies: the giant kelp, *Macrocystis* (Laminariales, Phaeophyceae), is a monospecific genus. *J. Phycol.* 45:1266–1269.
- Douglass, A. E. 1909. Weather cycles in the growth of big trees. *Monthly Weather Rev.* 37:225–237.
- Edwards, M. S. & Hernández-Carmona, G. 2005. Delayed recovery of giant kelp near its southern range limit in the North Pacific following El Niño. *Mar. Biol.* 147:273–279.
- Fernández, P. A., Navarro, J. M., Camus, C., Torres, R. & Buschmann, A. H. 2021. Effect of environmental history on the habitat-forming kelp *Macrocystis pyrifera* responses to ocean acidification and warming: a physiological and molecular approach. *Sci. Rep.* 11:2510.
- Filbee-Dexter, K. & Wernberg, T. 2018. Rise of turfs: a new battlefield for globally declining kelp forests. *BioScience* 68:64–76.
- Frank, P. W. 1968. Life histories and community stability. *Ecology* 49:355–357.
- Gaylord, B., Nickols, K. J. & Jurgens, L. 2012. Roles of transport and mixing processes in kelp forest ecology. *J. Exp. Bio.* 215:997–1007.
- Graham, M. H. 1997. Factors determining the upper limit of giant kelp, *Macrocystis pyrifera* Agardh, along the Monterey Peninsula, central California, USA. *J. Exp. Mar. Biol. Ecol.* 218:127–149.
- Graham, M. H. 2004. Effects of local deforestation of the diversity and structure on southern California giant kelp forest food webs. *Ecosystems* 7:341–357.
- Graham, M. H., Kinlan, B. P., Druehl, L. D., Garske, L. E. & Banks, S. 2007. Deep-water kelp refugia as potential hotspots of tropical marine diversity and productivity. *Proc. Natl. Acad. Sci. U. S. A.* 104:16576–16580.
- Gunnill, F. C. 1980. Recruitment and standing stocks in populations of one green alga and five brown algae in the intertidal zone near La Jolla, California during 1973–1977. *Mar. Ecol. Prog. Ser.* 3:231–243.
- Harper, J. L. 1977. *Population biology of plants*. Academic Press, San Diego, CA, pp. 599–643.
- Hughes, B. B. 2010. Variable effects of a kelp foundation species on rocky intertidal diversity and species interaction in central California. *J. Exp. Mar. Biol. Ecol.* 393:90–99.
- Hymanson, Z. P., Reed, D. C., Foster, M. S. & Carter, J. W. 1990. The validity of using morphological characteristics as predictors of age in the kelp *Pterygophora californica* (Laminariales, Phaeophyta). *Mar. Ecol. Prog. Ser.* 59:295–304.

- Jones, C. M. 1992. Development and application of the otolith increment technique. *Can. Spec. Publ. Fish. Aquat. Sci.* 117:1–11.
- Kain, J. M. & Jones, N. S. 1963. Aspects of the biology of *Laminaria hyperborea*: II. Age, weight and length. *J. Mar. Biol. Assoc. U. K.* 43:129–151.
- Kinlan, B. P., Graham, M. H., Sala, E. & Dayton, P. K. 2003. Arrested development of giant kelp (*Macrocystis pyrifera*, Phaeophyceae) embryonic sporophytes: a mechanism for delayed recruitment in perennial kelps? *J. Phycol.* 39:47–57.
- Koehl, M. A. R., Silk, W. K., Liang, H. & Mahadevan, L. 2008. How kelp produce blade shapes suited to different flow regimes: a new wrinkle. *Integr. Comp. Biol.* 48:834–851.
- Ladah, L. B., Zertuche-González, J. A. & Hernández-Carmona, G. 1999. Giant kelp (*Macrocystis pyrifera*, Phaeophyceae) recruitment near its southern limit in Baja California after mass disappearance during ENSO 1997–1998. *J. Phycol.* 35:1106–1112.
- Lüning, K. & Freshwater, W. 1988. Temperature tolerance of Northeast Pacific marine algae. *J. Phycol.* 24:310–315.
- MacMillan, C. 1902. Observations on *Pterygophora*. *Minn. Bot. Stud.* 2:723–741.
- Matson, P. G. & Edwards, M. S. 2006. Latitudinal variation in stipe hollowing in *Eisenia arborea* (Phaeophyceae, Laminariales). *Phycologia* 45:343–348.
- Matson, P. G. & Edwards, M. S. 2007. Effects of ocean temperature on the southern range limits of two understory kelps, *Pterygophora californica* and *Eisenia arborea*, at multiple life-stages. *Mar. Biol.* 151:1941–1949.
- McPherson, M. L., Finger, D. J. I., Houskeeper, H. F., Bell, T. W., Carr, M. H., Rogers-Bennett, L. & Kudela, R. M. 2021. Large-scale shift in the structure of a kelp forest ecosystem co-occurs with an epizootic and marine heatwave. *Commun. Biol.* 4:298.
- Micheli, F., Saenz-Arroyo, A., Greenley, A., Vazquez, L., Antonio Espinoza Montes, J., Rossetto, M. & De Leo, G. A. 2012. Evidence that marine reserves enhance resilience to climatic impacts. *PLoS ONE* 7:e40832.
- Muth, A. F., Graham, M. H., Lane, C. E. & Harley, C. D. G. 2019. Recruitment tolerance to increased temperature present across multiple kelp clades. *Ecology* 100:e02594.
- Parada, G. M., Riosmena Rodríguez, R., Martínez, E. A. & Hernández-Carmona, G. 2012. Dinámica poblacional de *Eisenia arborea* Areschoug (Laminariales, Ochrophyta) en el intermareal de Punta Eugenia, Baja California Sur, México. *Cienc. Mar.* 13:3–13.
- Pfister, C. A., Berry, H. D. & Mumford, T. 2018. The dynamics of kelp forests in the Northeast Pacific Ocean and the relationship with environmental drivers. *J. Ecol.* 106:1520–1533.
- Provost, E. J., Kelaher, B. P., Dworjanyn, S. A., Russell, B. D., Connell, S. D., Ghedini, G., Gillanders, B. M., Figueria, W. & Coleman, M. A. 2017. Climate-driven disparities among ecological interactions threaten kelp forest persistence. *Glob. Change Biol.* 23:353–361.
- Reed, D. C., Laur, D. R. & Ebeling, A. W. 1988. Variation in algal dispersal and recruitment: the importance of episodic events. *Ecol. Monogr.* 58:321–335.
- Roberson, L. M. & Coyer, J. A. 2004. Variation in blade morphology of the kelp *Eisenia arborea*: incipient speciation due to local water motion? *Mar. Ecol. Prog. Ser.* 282:115–128.
- Rogers-Bennett, L. & Catton, C. A. 2019. Marine heat wave and multiple stressors tip bull kelp forest to sea urchin barrens. *Sci. Rep.* 9:15050.
- Rothman, M. D., Bolton, J. J., Stekoll, M. S., Boothroyd, C. J. T., Kemp, F. A. & Anderson, R. J. 2017. Geographical variation in morphology of the two dominant kelp species, *Ecklonia maxima* and *Laminaria pallida* (Phaeophyceae, Laminariales), on the west coast of Southern Africa. *J. Appl. Phycol.* 29:2627–2639.
- Schiel, D. R. & Foster, M. S. 2015. The biology and ecology of giant kelp forests. University of California Press, Oakland, CA, 395 pp.
- Serviere-Zaragoza, E., García-Hernández, V. C. & Siqueiros-Beltrones, D. A. 2003. Diversity and distribution of macroalgae associated with abalone (*Haliotis* spp.) habitats in Baja California Sur, Mexico. *Bull. Mar. Sci.* 72:725–739.
- Serviere-Zaragoza, E., Gómez-López, D. & Ponce-Díaz, G. 1998. The natural diet of the green abalone (*Haliotis fulgens* Philippi) in the southern part of its range, Baja California Sur, Mexico, assessed by an analysis of gut contents. *J. Shellfish Res.* 17:777–782.
- Sievers, K. T., Barr, R. J., Maloney, J. M., Driscoll, N. W. & Anderson, T. W. 2016. Impact of habitat structure on fish populations in kelp forests at a seascape scale. *Mar. Ecol. Prog. Ser.* 557:51–63.
- Springer, Y. P., Hays, C. G., Carr, M. H. & Mackey, M. R. 2010. Toward ecosystem-based management of marine macroalgae: the bull kelp, *Nereocystis luetkeana*. *Oceanogr. Mar. Biol. Annu. Rev.* 48:1–42.
- Starko, S., Bailey, L. A., Creviston, E., James, K. A., Warren, A., Brophy, M. K., Danasel, A., Fass, M. P., Townsend, J. A. & Neufeld, C. J. 2019. Environmental heterogeneity mediates scale-dependent declines in kelp diversity on intertidal rocky shores. *PLoS ONE* 14:e0213191.
- Starko, S., Demes, K. W., Neufeld, C. J. & Martone, P. T. 2020. Convergent evolution of niche structure in Northeast Pacific kelp forests. *Funct. Ecol.* 34:2131–2146.

- Straub, S. C., Wernberg, T., Marzinelli, E. M., Vergés, A., Kela-her, B. P. & Coleman, M. A. 2021. Persistence of seaweed forests in the anthropocene will depend on warming and marine heatwave profiles. *J. Phycol.* 58:22–35.
- Swetnam, T. W. 1993. Fire history and climate change in Giant Sequoia groves. *Science* 262:885–889.
- Tegner, M. J. & Dayton, P. K. 1987. El Niño effects on southern California kelp forest communities. *Adv. Ecol. Res.* 17:243–279.
- Tegner, M. J., Dayton, P. K., Edwards, P. B. & Riser, K. L. 1997. Large-scale, low-frequency oceanographic effects on kelp forest succession: a tale of two cohorts. *Mar. Ecol. Prog. Ser.* 146:117–134.
- Toohey, B. D. & Kendrick, G. A. 2007. Survival of juvenile *Ecklonia radiata* sporophytes after canopy loss. *J. Exp. Mar. Biol. Ecol.* 349:170–182.
- Vega, J. M. A., Vásquez, J. A. & Buschmann, A. H. 2005. Population biology of the subtidal kelps *Macrocystis integrifolia* and *Lessonia trabeculata* (Laminariales, Phaeophyceae) in an upwelling ecosystem of northern Chile: interannual variability and El Niño 1997–1998. *Rev. Chil. Hist. Nat.* 78:33–50.
- Vilalta-Navas, A., Beas-Luna, R., Calderon-Aguilera, L. E., Ladah, L., Micheli, F., Christensen, V. & Torre, J. 2018. A mass-balanced food web model for a kelp forest ecosystem near its southern distributional limit in the northern hemisphere. *Food Webs* 17:e00091.
- Watson, J. C., Hawkes, M. W., Lee, L. C. & Lamb, A. 2021. The dynamics and geographic disjunction of the kelp *Eisenia arborea* along the west coast of Canada. *Bot. Mar.* 64:395–406.
- Wernberg, T. 2005. Holdfast aggregation in relation to morphology, age, attachment and drag for the kelp *Ecklonia radiata*. *Aquat. Bot.* 82:168–180.
- Wernberg, T., Krumhansl, K., Filbee-Dexter, K. & Pedersen, M. F. 2019. Status and trends for the world’s kelp forests. In Sheppard, C. (Ed.) *World Seas: An Environmental Evaluation. Vol. 3. Ecological Issues and Environmental Impacts*. Academic Press, Cambridge, MA, pp. 57–78.
- Young, M., Cavanaugh, K., Bell, T., Raimondi, P., Edwards, C. A., Drake, P. T., Erikson, L. & Storlazzi, C. 2016. Environmental controls on spatial patterns in the long-term persistence of giant kelp in central California. *Ecol. Monogr.* 86:45–60.